

PIC MODEL NO. : WS-12D02-G5-Y-00

REF. No. : LW80940S

CUSTOMER NAME : JPR Electronics Ltd

ISSUE DATE : 3-Jun-08

A. GENERAL

A.1	NUMBER OF POLE	1
A.2	NO . OF THROW	2
A.3	TRAVEL	2.2 mm
A.4	NO . OF TERMINAL ROW	1
A.5	TERMINAL PITCH	4.7mm
A.6	TIMING	SCHEMATIC
A.7	KNOB (STYLE OR COLOR)	G5
A.8	CONTACT TYPE	CONTACT PLATE
A.9	MOUNTING TYPE	PCB
A.10	TERMINAL PLATING	SILVER
A.11	FRAME PLATING	STAINLESS STEEL
A.12	PRACTICAL TEMPERATURE RANGE	- 10 - +60 °C

B. ELECTRICAL PERFORMANCE

	PROPERTY	TEST CONDITION	PERFORMANCE
B.1	RATING	AC 250V 1A	
B.2	CONTACT RESISTANCE	DC 5V 1 Amp AT 1 KHz \pm 200Hz (MAX 20mV, 50mA)	NOT MORE THAN 30 m Ω
B.3	INSULATION RESISTANCE	MEASURING BETWEEN ALL THE ADJACENT TERMINALS AND BETWEEN THE TERMINAL AND THE SHELL AT DC 500V FOR 1 MINUTE \pm 5 SECONDS.	MORE THAN 500 Mohm
B.4	WITHSTAND VOLTAGE	MEASURING BETWEEN ALL THE ADJACENT TERMINALS AND BETWEEN THE TERMINAL AND THE SHELL AT AC 1000V (50-60Hz) FOR 1 MINUTE.	NO BREAKING

C. MECHANICAL PERFORMANCE

C.1	OPERATION FORCE	TEST AT THE ROOT OF THE LEVER.	150-350 gm-force
C.2	TERMINAL STRENGTH	APPLY A 500 gm STATIC FORCE IN ANY DIRECTION ON THE TIP OF THE TIP OF EACH FOR 1 MINUTE.	TERMINALS MA BE DEFORMED, BUT NO BREAKING OF TERMINALS AND CRACKING OF TERMINAL BASE.
C.3	LEVER STRENGTH	APPLY A 5 Kg STATIC FORCE IN THE DIRECTION OF OPERATION FOR 15 SECONDS.	THE LEVER SHALL NOT BE DEFORMED AND THE MECHANICAL FUNCTION SHALL WORK NORMALLY.
C.4	TERMINAL BASE STABILITY	APPLY A 5 Kg STATIC FORCE ON TOP THE LEVER NORMAL TO THE TERMINAL BASE IN 15 SECONDS.	THERE IS NO CRACKING OF TERMINAL BASE , AND STILL FIXED IN THE SHELL.
C.5	SOLDERING	TEMPERATURE OF SOLDER : 260 \pm 5 ° C SOLDERING TIME : 5 \pm 0.5 SECONDS	MORE THAN 75% OF THE DIPPED PART SHALL BE COVERED BY SOLDER.

PREPARED BY : Wu Xiu Peng

APPROVED BY : Wang

P R O M O T I V E I N D U S T R I A L C O . , L T D .**D. DURABILITY** PAGE : 2/2

	<i>PROPERTY</i>	<i>TEST CONDITION</i>	<i>PERFORMANCE</i>
D.1	SWITCHING LIFE (WITH LOAD)	OPERATING FOR 10,000 CYCLES AT A RATE OF LESS THAN 10 CYCLES/MIN.	CONTACT RESISTANCE : NOT MORE THAN 500 mOhm. INSULATION RESISTANCE : MORE THAN 100 Mohm. WITHSTAND VOLTAGE : AC 500V FOR 1 MINUTE. OPERATION FORCE : • 10%/-30% OF SPEC.. THERE SHALL BE NO DEFECTS IN APPEARANCE AND MECHANICAL FUNCTIONS.
D.2	SWITCHING LIFE (WITHOUT LOAD)	OPERATING FOR 100,000 CYCLES AT A RATE OF 15-18 CYCLES/MINUTE.	CONTACT RESISTANCE : NOT MORE THAN 500 mOhm. INSULATION RESISTANCE : MORE THAN 100 Mohm. WITHSTAND VOLTAGE : AC 500V FOR 1 MINUTE. OPERATION FORCE : • 10%/-30% OF SPEC.. THERE SHALL BE NO DEFECTS IN APPEARANCE AND MECHANICAL FUNCTIONS.

E. WEATHER PROOF

E.1	COLD PROOF	SWITCH FOR TEST BEING KEPT IN THE CONDITIONS AT -20 ± 2 ° C IN TEMPERATURE FOR 96 HOURS, AND IN A NORMAL AMBIENT CONDITION FOR ONE HOUR , THEN TO BE MEASURED WITHIN ONE HOUR. DROPS OF WATER BEING TAKEN AWAY.	CONTACT RESISTANCE : NOT MORE THAN 500 mOhm. INSULATION RESISTANCE : MORE THAN 100 Mohm. WITHSTAND VOLTAGE : AC 500V FOR 1 MINUTE. OPERATION FORCE : • 10%/-30% OF SPEC.. THERE SHALL BE NO DEFECTS IN APPEARANCE AND MECHANICAL FUNCTIONS.
E.2	HEAT RESISTANCE	SWITCH FOR TEST BEING KEPT IN THE CONDITIONS 85 ± 2 ° C IN TEMPERATURE FOR 96 HOURS, AND IN A NORMAL AMBIENT CONDITION FOR ONE HOUR, THEN TO BE MEASURED WITHIN ONE HOUR. THEN TO BE MEASURED WITHIN 7	
E.3	RESISTANCE TO HUMIDITY	SWITCH FOR TEST BEING KEPT IN THE CONDITIONS AT 40 ± 2 ° C IN TEMPERATURE AND 90-95% RH FOR 96 HOURS, AND IN A NORMAL AMBIENT CONDITION FOR 1 HOUR , THEN TO BE MEASURED WITHIN ONE HOUR. DROPS OF WATER BEING TAKEN AWAY.	CONTACT RESISTANCE : NOT MORE THAN 500 mOhm. INSULATION RESISTANCE : MORE THAN 100 Mohm. WITHSTAND VOLTAGE : AC 500V FOR 1 MINUTE. OPERATION FORCE : • 10%/-30% OF SPEC.. THERE SHALL BE NO DEFECTS IN APPEARANCE AND MECHANICAL FUNCTIONS.

F. TEST AND MEASURING CONDITION

TEMPERATURE : 5-35 ° C

HUMIDITY : 45-85% RH

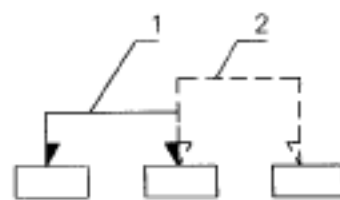
PRESSURE : 860-1060 mbar

ASSURING THE DOUBTFUL POINTS IN MEASUREMENT, TEST UNDER CONDITIONS OF

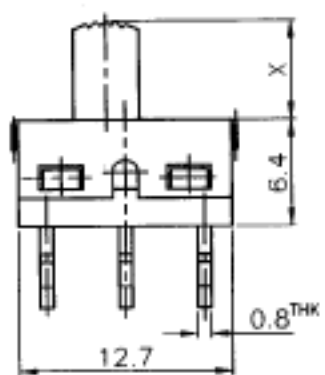
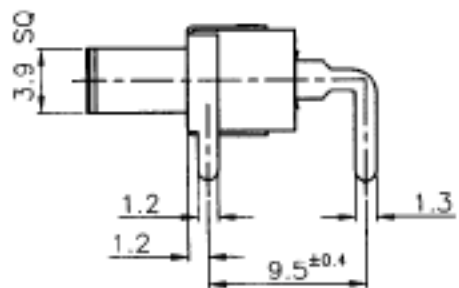
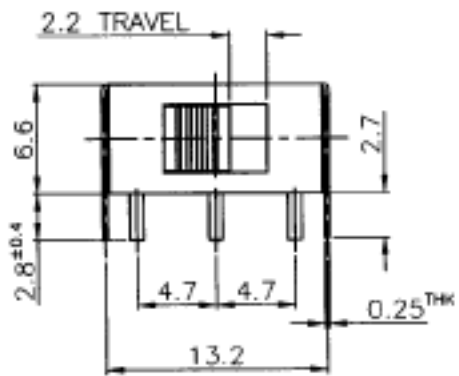
TEMPERATURE : 20 ± 5 ° CHUMIDITY : 75 ± 10 % RH

PRESSURE : 860-1060 mbar

NOTE : SPECIFICATION SUBJECT TO CHANGE FOR IMPROVEMENT.



SCHEMATIC



X =



20 SEP 2005

ISSUED	SPECIFICATION (INITIAL)	TITLE: SLIDE SWITCH 1P2T			
	RATING: AC 250V 1A	MODEL NO: WS-12D02-G-Y-00			
	CONTACT RESISTANCE: Not more than 30mΩ	UNIT: m m	DWN	Q F L	16.09.05
	INSULATION RESISTANCE: 500MΩ at 500V DC	SCALE: 2 : 1	CHK'D		
	WITHSTAND VOLTAGE: AC 1000V for 1 min	TOLERANCE: ±0.2	APPD.		
	OPERATION FORCE: 250±100g	DRWG NO: A50655-00			
	SWITCHING LIFE: 10000 Cycles(6-10c/m loading)	BY: PROMOTIVE INDUSTRIAL CO., LTD.			
DATE:					