

HF115F-A

MINIATURE HIGH POWER RELAY



File No.:E134517



Pending



Features

- AC voltage coil type
- 16A switching capability
- 1 & 2 pole configurations
- 5KV dielectric strength (between coil and contacts)
- Low height: 15.7 mm
- Creepage distance: 10mm
- Sealed IP67 & flux proof types available
- VDE0435/0110, VDE0631/0700
- Environmental friendly product available (RoHS compliant)
- Outline Dimensions: 29.0 x 12.7 x 15.7 mm

CONTACT DATA

Contact arrangement	1A, 1B, 1C	2A, 2B, 2C
Initial contact resistance Max.	100mΩ (at 1A 6VDC)	
Contact material	See ordering info.	
Contact rating (Res. load)	12A/16A 250VAC	8A 250VAC
Max. switching voltage	440VAC	
Max. switching current	16A	8A
Max. switching power	3000VA / 4000VA	2000VA
Mechanical life	1 x 10 ⁶ OPS	
Electrical life	5 x 10 ⁴ OPS	

COIL

Coil power	0.75VA
------------	--------

COIL DATA

(50Hz)

Nominal Voltage (VAC)	Pick-up Voltage (VAC)	Drop-out Voltage (VAC)	Coil Current (mA) 20°C	Coil Resistance (Ω) 20°C
024	18.00	3.60	31.6	350 ± 10%
115	86.30	17.30	6.6	8100 ± 15%
230	172.50	34.50	3.2	32500 ± 15%

CHARACTERISTICS

Initial insulation resistance	1000MΩ (at 500VDC)	
Dielectric strength	Between coil & contacts	5000VAC 1min.
	Between open contacts	1000VAC 1min.
	Between contact sets	2500VAC 1min.
Temperature rise (at nomi. volt.)	65°C	
Shock resistance	Functional	100m/s ²
	Destructive	1000m/s ²
Vibration resistance	10 to 150 Hz 10g/5g	
Humidity	35 to 85% RH	
Ambient temperature	-40°C to +70°C	
Termination	PCB	
Unit weight	13.5g	
Construction	Sealed IP67; Flux proof	

SAFETY APPROVAL RATINGS

UL&CUR	12A 250VAC
	16A 250VAC
	8A 250VAC
VDE (Pending)	12A 250VAC
	16A 250VAC
	8A 250VAC



HONGFA RELAY

ISO9001、ISO/TS16949、ISO14001、OHSAS18001 CERTIFIED

2006 Rev. 1.11

ORDERING INFORMATION

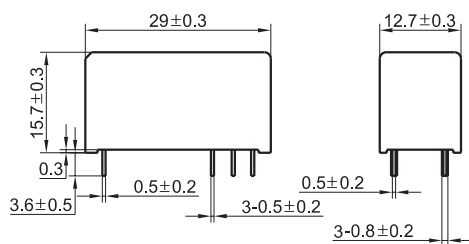
HF115F-A / 024 1H S 1 A F XXX	
Type	
Coil voltage	24VAC, 115VAC, 230VAC
Contact arrangement	1H: 1 Form A 1D: 1 Form B 1Z: 1 Form C 2H: 2 Form A 2D: 2 Form B 2Z: 2 Form C
Construction	S: Sealed IP67 Nil: Flux proof
Version	1: 3.5mm 1 pole 12A 2: 5.0mm 1 pole 12A 3: 5.0mm 1 pole 16A 4: 5.0mm 2 pole 8A
Contact material	A: AgSnO ₂ B: AgNi Nil: AgCdO
Insulation standard	F: Class F
Customer special code (Only for special requirements)	e.g. 551 stands for RoHS compliant (Cadmium containing contacts) 555 stands for RoHS compliant (Cadmium-free contacts)

OUTLINE DIMENSIONS, WIRING DIAGRAM AND PC BOARD LAYOUT

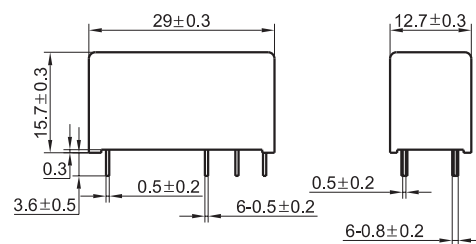
Unit: mm

Outline Dimensions

3.5mm Pinning (HF115F-A/□□□-□□-□-1)

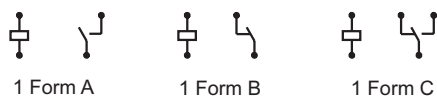


5mm Pinning (HF115F-A/□□□-□□-□-2/3/4)

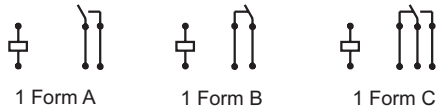


Wiring Diagram (Bottom view)

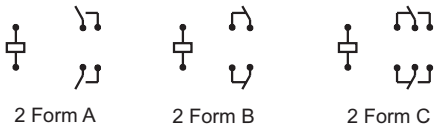
HF115F-A/ □□□-□□-□-1/2, 3.5/5mm Pinning, 1 Pole, 12A



HF115F-A/ □□□-□□-□-3, 5mm Pinning, 1 Pole, 16A

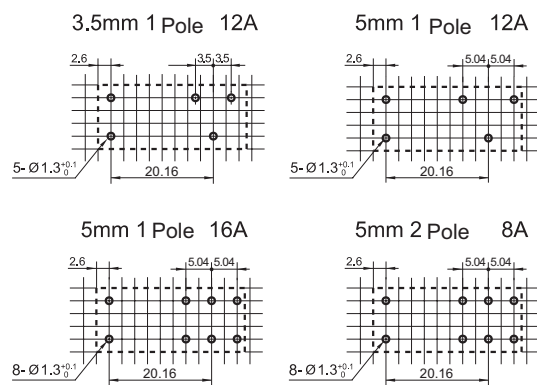


HF115F-A/ □□□-□□-□-4, 5mm Pinning, 2 Pole, 8A



PCB Layout

(T=2.52±0.02mm)



Disclaimer

This datasheet is for the customers' reference. All the specifications are subject to change without notice.

We could not evaluate all the performance and all the parameters for every possible application. Thus the user should be in a right position to choose the suitable product for their own application. If there is any query, please contact Hongfa for the technical service. However, it is the user's responsibility to determine which product should be used only.

© Xiamen Hongfa Electroacoustic Co., Ltd. All rights of Hongfa are reserved.